







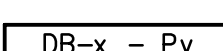































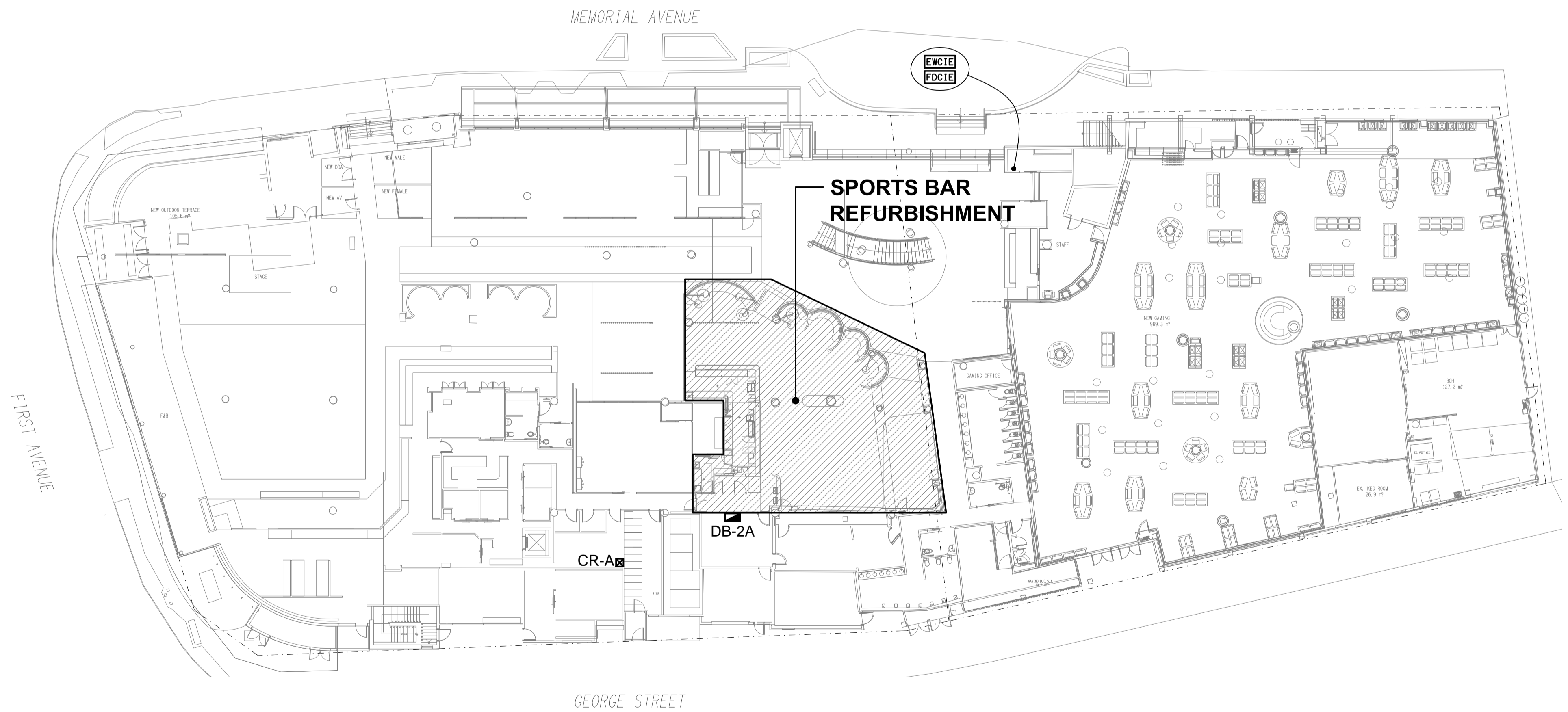


LEGEND

-  ELECTRICAL SERVICES SWITCHBOARD.
-  SWITCHBOARD / CONTROL PANEL NOT PROVIDED AS PART OF THE ELECTRICAL SUBCONTRACT.
-  SINGLE POWER OUTLET.
-  DOUBLE POWER OUTLET.
-  SPECIAL PURPOSE POWER OUTLET.
-  LIGHTING CONTROL SWITCH PANEL, TYPE AS NOTED.
-  CIRCUIT LINE.
-  SWITCH LINE.
-  POWER CIRCUIT DESIGNATION. DENOTES DB AND CIRCUIT.
-  LIGHTING CONTROL CHANNEL REFERENCE.
-  ELECTRICAL EQUIPMENT AS NOTED.
-  HDMI ACCESS POINT, TYPE AS NOTED.
-  RJ45 COMMUNICATIONS OUTLET.
-  TAB CAT-6 OUTLET.
-  FIRE EVACUATION SPEAKER.
-  FIRE EMERGENCY WARNING CIE.
-  FIRE DETECTION CIE.
-  SMOKE DETECTOR.
-  REFER TO DETAIL NOTED FOR THE AREA SHOWN HATCHED. ADDITIONAL OUTLETS & FITTINGS MAY BE SHOWN ON DETAIL.
-  E1: GENERAL LED EMERGENCY LIGHT.
-  E2: EXISTING EMERGENCY LIGHT TO BE RETAINED.
-  EX: EMERGENCY LED EXIT LIGHT.
-  L1: EXISTING RECESSED DOWNLIGHT, BLACK.
-  L2: EXISTING RECESSED DOWNLIGHT, WHITE.
-  L3: RECESSED DOWNLIGHT, DIMMABLE.
-  L4: EXISTING RECESSED DOWNLIGHT, BLACK.
-  L5: RECESSED DOWNLIGHT, DIMMABLE.
-  L6: RECESSED DOWNLIGHT, DIMMABLE.
-  L7: RECESSED DOWNLIGHT, DIMMABLE.
-  L8: RECESSED DOWNLIGHT, DIMMABLE.
-  L9: RECESSED DOWNLIGHT, DIMMABLE.
-  L10: RECESSED SOUND CEILING DOWNLIGHT, DIMMABLE.
-  L11: DECORATIVE 400 DIA PENDANT.
-  L12: DECORATIVE 1000 DIA PENDANT.
-  L13: DECORATIVE 600 DIA PENDANT.
-  L14: DECORATIVE 1000 DIA PENDANT.
-  L15: DECORATIVE 600 DIA PENDANT.
-  L16: EXISTING RECESSED DOWNLIGHT TO BE REMOVED.
-  L17: 650 DIA WALL LIGHT.
-  Sx: JOINERY / CEILING MOUNTED STRIP LIGHT, TYPE AS NOTED.

NOTE
 ALL ELECTRICAL PENETRATIONS THROUGH THE ROOF SHEETING ARE TO BE IN LINE WITH THE STRUCTURAL OR MECHANICAL SERVICES PENETRATIONS TO AVOID DEDICATED FLASHINGS FOR THE ELECTRICAL SERVICES.



SITE PLAN
 SPORTS BAR REFURBISHMENT
 SCALE: 1:250

ELECTRICAL DESIGN GROUP BRISBANE
 PTY LTD
 ACN 092 710 793
 TRADING AS:
 ELECTRICAL DESIGN GROUP

THE COPYRIGHT OF THIS DRAWING
 REMAINS THE PROPERTY OF THE
 ELECTRICAL DESIGN GROUP.
 USE FIGURED DIMENSIONS
 IN PREFERENCE TO SCALE.
 ALL DIMENSIONS TO BE
 VERIFIED ONSITE.

ELECTRICAL DESIGN GROUP
 ELECTRICAL BUILDING SERVICES CONSULTANTS
 BRISBANE GOLD COAST
 P.O. Box 15, Sherwood Q.4075
 Phone: (07) 3278 4375
 Email: brisbane@edg.net.au
 Web: www.edg.net.au

PROJECT:
MAROOCHY RSL
SPORTS BAR REFURBISHMENT
 105 MEMORIAL AVENUE, MAROOCHYDORE

A	PRELIMINARY	02/12/2024
REV:	DESCRIPTION:	DATE:
DRAWING: ELECTRICAL SERVICES LEGEND & SITE PLAN		
SCALE: 1:250	AT A1	PROJECT NO: C3365a
		DRAWING NO: E01
		REVISION: A